

Feb 2026 CCW

Meeting- Tuesday,
Feb 24th 2026

**At Wethersfield
Community Center
30 Greenfield St,
Wethersfield CT, at
6:30pm.**

**Kip Lockhart will do
a demo on turning a
Saturn bowl.**



President's Note

Here we are in February and spring is just around the corner. I hope you had a heated shop to be in this winter because it's been a good winter to be inside turning. How's your bingo card coming along? Many of you got a square checked off this month by attending and helping at a pen turning event. Don't forget to X off that square. One of the spots is to turn an acorn. I've posted a demonstration video on CCW's Facebook page on how to make one. I hope that'll help you get that spot on the Bingo sheet. I will post another demonstration video for one of the other challenges on the sheet soon. Also, if you need help with some of these turning challenges, contact me and come on over for some help. Bring in your show and yell this week and check one of those squares off.

I'd like to thank all of those who came to the two pen events this month. Ashford was especially challenging with the snowy weather. We had six lathes at Wethersfield and five in Ashford with many club members. Having all the members sure helped make it run very smoothly and we were all able to take a break, have a chance to BS a bit and rotate around.

We have a workshop coming up on March 7th at our shop 10:00am to ?. It will be on turning small hollow forms. That is also a spot on the Bingo sheet. We will have at least four lathes set up. I'll do a quick demo then it's your "turn". We will be here to help. Don't miss out on the fun.

Moment of safety:

Since we just had two pen turning events and have more scheduled, I thought that this would be appropriate. We as the instructors to the participants need to take a quick look at them to see what they are wearing. We need to make sure they are safe to use the lathe. These things also pertain to us as well. I have women and/or men tie back long hair, bangs, and even men their beards if necessary. Have any participant remove any loose clothing, jewelry, or any dangling objects that may catch on rotating parts or accessories. When you're turning, pay close attention to unusual sounds or vibrations. Stop the lathe to investigate the cause. Don't overreach, keep proper footing, and keep your balance at all times. Keep turning fun, but be safe.

Dan Merlo

CCW January 2026 meeting minutes

Dan Merlo, President called meeting to order at 6:34pm

19 members and 3 guests present

CCW officers – All present and were introduced. Dan Merlo, President; Kip Lockhart, Vice-President; Linda Zibbideo, Treasurer; Joanne Mann, Secretary & newsletter editor.

Visitors: Mark Childs-Just got a lathe recently. Neal Wasserman bought a lathe about a month ago-now a member.

Minutes from last meeting. Rob Robinson made a motion to approve; James Woodworth 2nd. All approved.

Treasurer's report: Dan Merlo read the treasurer's report. Rob Robinson made a motion to accept, Todd Richardelli 2nd. All approved. CCW members will get a CCW member card when they join now. We can get 10% off at Woodcraft (show the card if necessary). If they give members a hard time, tell Dan Merlo.

Annual dues are due. Pay by cash check or Venmo. Please see Lynda Zibbideo to pay your dues.

VP report: Demo schedule is really good for next 6 months. No meeting in August due to picnic. Sept and Oct-No one scheduled to do demos.

Pen turning report: Let John Webber know if you can help in any way, and if you are able to bring a lathe.

2/7/2026 AAAC pen turning at Knowlton Hall in Ashford CT 10am-2pm; Carvers & scrollers will attend.

2/15/2026 Southington Community Cultural Arts pen turning 10a-2pm; 3/21/2026 at Parkerville 9am-2pm scrollers & carvers should be there. John Webber hit up Grant for some pen blanks. April 25th 2026 is back on for Berlin pen turning 10a-2pm; May 1st & 2nd 2026 Fine Woodworking at CVS 9am to 4pm. Antique tool auction, great vendors, if you want to get in free, let John Webber know. NEAM pen turning probably in the fall; Newington Library pen turning TBD.

Currently CCW has 68 gold pen kits, 37 chrome pen kits, 40 black pen kits; need couple 100; will buy 300. John Webber will bring all supplies to put pen blanks together at next month's meeting.

No old business.

New business: 2026 AAW Symposium June 4th -7th 2026 in Raleigh NC. You can Google 2026 AAW symposium to get a ton of info. Note: If 5 CCW club members that are AAW members sign up, \$40 per person discount. If anyone interested, please let Dan Merlo know. Feb 28th 2026, registration prices go up. Lynda Zibbideo said the instant gallery is huge.

Emery Fellingner is going to Lakeland FL next month for Florida Woodturning Symposium Feb 20-22 2026.

Totally Turning is March 28-29 2026 in Saratoga Springs NY.

March 7th 2026 10am-3pm Workshop at Dan Merlo's shop. There will be a demo, then everyone is encouraged to try turning it. Questions can be asked and answered instantly.

Wood turners Bingo... Dan Merlo sent Bingo card attachment to members in an email. Goes for 4 months; through the end of May; center square is free. For every line that you complete, you get a ticket for a drawing for a prize.

Moment of safety: Extension cord wore through the casing on the extension cord from rubbing against the lathe bed.

Check your extension cords! If you walk on extension cords, it will wear out the inside, and could short out at any time. 12-gauge wire extension cords are good; more money, but worth it. 16-gauge wire might be too small.


Then Dan Merlo gave a short demo on how to put pen blanks together.

Sand/scratch pen tubes so glue will stick to them. You can use super glue or medium CA glue. Turn tube with glue on it, so it coats the wood. Dan uses 5 minute epoxy instead of CA glue. Don't mix a lot of epoxy at once.


James Woodworth won the gift card for show and yell. Jay Baker won the gift card for the angel challenge. Then the sharpening demo was done.

January 27th 2026 Show & Yell





Jan 27th 2026 demo: Rick Angus -- Tool sharpening




Ashford pen turning Feb 7th 2026





Southington Pen turning Feb 15th 2026





Going to a craft school - John Webber

I went to school, and I liked it.

Imagine going to school where there no failing grades, no detention hall, no angry principal looking at you over their glasses.

I encourage you to consider going to a craft school. What??? There are schools that you can have fun at playing with wood, making a big mess in somebody else's fully equipped shop? Sign me up!!

I have been to a few, my first was at Arrowmont in Gatlinburg TN. I really liked J. Paul Fennell's works and wanted to learn about his process. He started off turning a green form and then hollowed it out showing and using the tools that he made. He then laid out a grid using an index wheel and platform he made. Next we all got chunks of freshly cut blanks and gave it a whirl ourselves. Later he would show a slide presentation of his works and where he got the inspiration for each and how he figured out how to turn the ideas in his mind into a piece of unique art. Some of his works were available to hold and see up close. Then, another demo and then we tried it ourselves, he would always be available for questions and help if we got stuck and needed help. We had meals together at the chow hall which had a good variety of food. The evenings were like an open shop, we could work and play until bedtime using the techniques we learned. This repeated all week.

One evening there was a presentation by all of the instructors about their works and journeys. Thursday evening everybody could go around and check out the other studios and what they were learning and making. It was a lot of fun. The accommodations were comfortable, I would take several hikes daily around the campus which was really quiet and relaxing. At the end of the last day we cleaned and packed up and said out farewells. I walked down through Gatlinburg, there were vacationers everywhere, I was happy to get back to the peaceful campus. Saturday I left early and took a drive through the Great Smokey Mountains National Park and stopped for a nice hike. It was a great trip, I learned a lot. I have the shirt too. My next class was with David Ellsworth in his home school in Weaverville NC. we started with a hearty breakfast, checked out his home museum of turnings by famous woodturners, sat in his Sam Maloof rocking chair, ate on turned wooden plates, then down to the basement studio for demo on a cut rim bowl, after went outside while David cut up some fresh blanks, demonstrating his technique, then rough turned a blank, another demo on turning the inside, lunch and dinner, etc. Next day was the same with a natural edge bowl. David showed his tools, how to sharpen them and all of the cuts he developed, uses and instructs throughout the class. We could go into his display room and view and ask about his turnings. It was a great time.

I also took classes with Donna Banfield and Dixie Biggs at Snow Farm in Williamsburg MA. It is about a 45 minute drive from home. I elected to drive up and back every day. With Donna we learned about pyro-carving, form, texture and dry brush painting. With Dixie we learned about relief carving and dry brush painting, the format is similar so I won't go into detail. These were wonderful and informative classes, by renowned woodturning artists and instructors.

Taking a class at a craft school gives you a chance to get away and be totally immersed in the subject with world class instructors for a week or a weekend. I would suggest finding an artist who makes what you are interested in and see where they are teaching. The class listings usually come out in December or January or contact the artist. Sign up early to get a spot, if full keep checking or get on a waitlist as sometimes people have to drop out. Plan a vacation along with your trip, preferably before as you are gonna want to head to the shop as soon as you get home.

Your expectations should be not to leave with a finished project but ideas, techniques, how to, etc. for you to use on your own turnings. Take notes and photos of the steps along the way for future reference.

I hope this will inspire you as it did me. I keep the projects I created in these classes for a reference and a remembrance of the great times I had and learned and about on my woodturning journey and the friends I have made along the way.

Below are just a few schools, there are many more.

There are several turners that have classes in their own shops.

Arrowmont School of Arts and Craft <https://arrowmont.org/>
Snow Farm The New England Craft Program <https://snowfarm.org/>
John C Campbell folk school <https://www.folkschool.org/>
Marc Adams School of Woodworking <https://www.marcadams.com/>
Peters Valley School of Craft <https://petersvalley.org/>

Jimmy Clews
Stewart Batty
Ashley Harwood
Colwin Way
Graeme Priddle & Melissa Engler
There are many more.



And please don't forget to send a picture of what you make from Kevin's roughed in bowls!!



Key word = "Clewes"